



Salesforce App Digital IDV & AML

Make Anti Money Laundering Compliance Easy with Red Flag Alert

Red Flag Alert provides a comprehensive AML service that is low cost, evolves with regulations and allows you to prove your audit trail. Our data also conforms with GDPR and other data protection laws.



Version 1.04c

25th May 2024

WHAT OUR APP CAN DO

Our app enables you to conduct Digital ID Verification (IDV) and Anti-Money Laundering (AML) checks on your CRM contact/account records, and it facilitates the attachment of the completed check reports.

You have the option to monitor the check progress manually, or our scheduler can automate this process for you.

Check Types:

- **IDV** - IDV is an Identity Verification, this involves a 'selfie' and capturing a picture of photo ID (Driver's License or Passport).
2 Credits
- **IDV + AML** - This will issue an IDV check ('selfie' and photo ID) which will then take address information and verify this data against FCA approved data sources.
4 Credits
- **IDV + AML + PSAM** - This will issue an IDV check, perform an address verification, and conduct a PEPs (Politically Exposed Person) check, check International Sanctions' lists, and global Adverse Media.
5 Credits
- **IDV + PSAM** - This will issue an IDV check ('selfie' and photo ID), then conduct a PEPs (Politically Exposed Person) check, check International Sanctions' lists, and global Adverse Media.
3 Credits
- **AML** - This will take address information and verify this data against FCA approved data sources.
2 Credits
- **PEPS, Sanctions, Adverse Media** - This will conduct a PEPs (Politically Exposed Person) check, check International Sanctions' lists, and global Adverse Media.
2 Credits

Custom App

You have the flexibility to drag and drop the custom app onto any Contact or Account page within your CRM.

Field Mapping

All fields utilized by the app can be mapped to any compatible field of your choice.

App Authorization

Each user will initially be required to authorize the app by using their username and password they use for the Red Flag Alert Portal login.

Credits

Credits are allocated at the Account or CRM level, rather than the user level. Whenever you initiate a new check, credits will be deducted.

Minimum CRM edition requirements.

Our App requires the enterprise edition.

Installation

We will give you the salesforce package URL to install.

Uninstallation

Click on Apps, Click Packaging, Click Installed Package, Uninstall RFA Digital IDV & AML

RFA Salesforce App Launcher

App Launcher

Search apps or items...

▼ All Apps

- RFA** Red Flag Alert Find Leads & Credit Check
Credit check and find prospects/companies with our company search.
- Service**
Manage customer service with accounts, contacts, cases, and more
- Community**
Salesforce CRM Communities
- Salesforce Chatter**
The Salesforce Chatter social network, including profiles and feeds
- Sales Console**
(Lightning Experience) Lets sales reps work with multiple records on one screen
- Service Console**
(Lightning Experience) Lets support agents work with multiple records across customer service channels on one screen
- Lightning Usage App**
View Adoption and Usage Metrics for Lightning Experience
- Digital Experiences**
Manage content and media for all of your sites.
- Bolt Solutions**
Discover and manage business solutions designed for your industry.
- RedFlagAlert** Red Flag Alert IDV & AML
Make Anti Money Laundering Compliance Easy with Red Flag Alert

Field Mapping

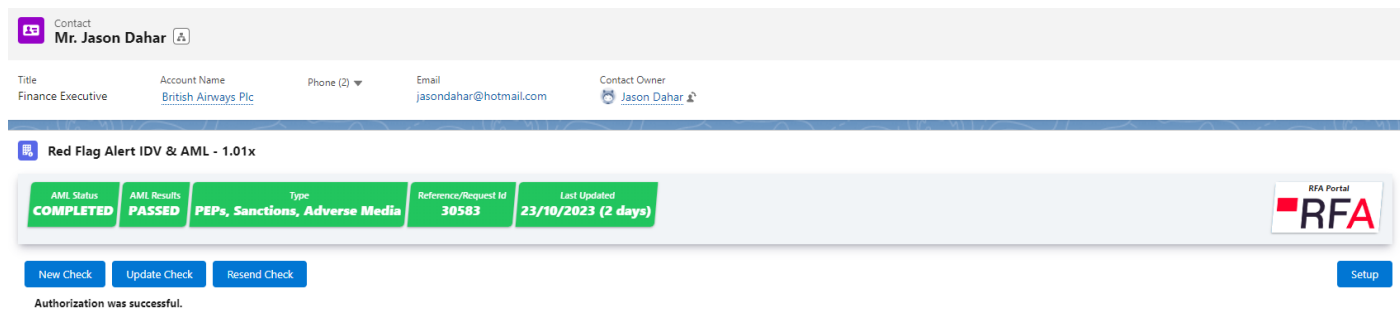
All fields utilized by the app can be mapped to any compatible field of your choice.

RedFlagAlert
Map your Salesforce contact fields (14 of 14)

Field Name	Field Description	Field Resource	Field Type	Salesforce Field Name	Salesforce Field API Name	Status
<input type="radio"/> Contact City	Contact City	Contact	String	Mailing City	MailingCity	ON
<input type="radio"/> Contact Country	Contact Country	Contact	String	Mailing Country	MailingCountry	ON
<input type="radio"/> Contact Date of Birth	Contact Date of Birth	Contact	Date	BirthDate	BirthDate	ON
<input type="radio"/> Contact House Number	Contact House Number	Contact	String	House Number	rfa_aml_housenumber__c	ON
<input type="radio"/> Contact Middle Name	Contact Middle Name	Contact	String	Middle Name	rfa_aml_middlename__c	ON
<input type="radio"/> Contact Postcode	Contact Postcode	Contact	String	Mailing Postcode	MailingPostalCode	ON
<input type="radio"/> Contact Sex	Contact Sex	Contact	String	Sex	rfa_aml_sex__c	ON
<input type="radio"/> Contact State	Contact State	Contact	String	Mailing State	MailingState	ON
<input type="radio"/> Contact Street	Contact Street	Contact	String	Mailing Street	MailingStreet	ON
<input type="radio"/> Contact Title	Contact Title	Contact	String	Salutation	Salutation	ON
<input type="radio"/> Email	Email	Contact	Email	Email	Email	ON
<input type="radio"/> First name	First name	Contact	String	First Name	FirstName	ON
<input type="radio"/> Last name	Last name	Contact	String	Last Name	LastName	ON
<input type="radio"/> Mobile	Mobile	Contact	String	Mobile Phone	MobilePhone	ON

Update Field Close

CONTACT or ACCOUNT PAGE



AML Status	AML Results	Type	Reference/Request Id	Last Updated
COMPLETED	PASSED	PEPs, Sanctions, Adverse Media	30583	23/10/2023 (2 days)

Button: New Check

Create a new Digital ID Verification (IDV) and Anti-Money Laundering (AML) check.

Button: Update Check

Update the Status and Results of the current Check. If the check has been completed the report will be attached.

Button: Resend Check

This will resend the IDV link to the Contact's email and mobile.

Button: App Authorisation

- The current user will be to enter the same username and password they use for the Red Flag Alert Portal.
- All fields utilized by the app can be mapped to any compatible field of your choice.

Button: RFA Portal

Direct URL link to the Red Flag Alert Portal.

Button: Check Report

Create a check report (PDF) stored as a content document linked to the contact/account record.

The check report is always automatically generated when a check has been completed.



SETUP SCREEN

Only admin users can update the Message to Customer, Send IDV/AML Email, Send IDV/AML SMS fields and field mapping.

RedFlagAlert ✕

Grant this App permission to access your Red Flag Alert Portal.

RFA Portal Username

RFA Portal Password
 Show Password

Message to Customer

Send IDV/AML Email ON OFF

Send IDV/AML SMS ON OFF

App Information

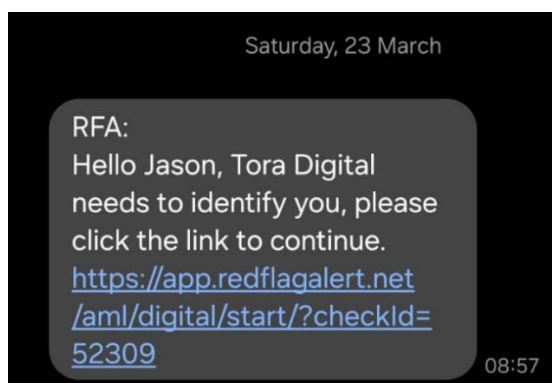
Current User	Jason Dahar (jason@toradigital.co.uk)
User Guide	IDV and AML (PDF)
App Developed by	Tora Digital
Contact Us	Bespoke development

Save Field Mapping Close

Button: Save - Check you have entered a valid username and password and save details.

Button: Field Mapping - All fields utilized by the app can be mapped to any compatible field of your choice.

Message to Customer – Personalize the message within the SMS message.



Send IDV/AML Email - When this setting is off, the app will not send the customer an email, allowing you to create your own email template.

Send IDV/AML SMS - When this setting is off, the app will not send the customer an SMS message, allowing you to create your own SMS template.

The field AML URL on the contact module will contain the link for the customer.

New IDV & AML CHECK

RedFlagAlert Credits 998 of 1,000

Digital IDV & AML | Subscription LIVE | Version 1.08x

Select type check to perform: IDV + AML Reference: jamesbond

This will issue an IDV check ('selfie' and photo ID) which will then take address information and verify this data against FCA approved data sources. (4 credits)

Title: Mr. Sex (Required): Male First Name (Required): James Middle Name(s): middle name(s) Last Name (Required): Bond

Email (Required): jamesbond@hotmail.com Mobile: 4412345678 Date of Birth: 3 Apr 1970

House number/name (Required): 25 Street (Required): Bond Street

City (Required): London State/Province: State/Province

Postcode (Required): SW1 Country (Required): United Kingdom

Last Check Results

Status	Results	Type	Reference/Request Id	Last Updated
COMPLETED	PASSED	PEPs, Sanctions, Adverse Media	30583	23/10/2023 (0 days)

RFA Portal

Save Contact Details New Check Update Check Resend Check Close

Button: Save Contact Details

Updates contact/account record.

Button: New

Create a new Digital ID Verification (IDV) and Anti-Money Laundering (AML) check.

Button: Update

Update the Status and Results of the current Check. If the check has been completed the report will be attached.

Button: Resend

This will resend the IDV link to the Contact's email and mobile.

Button: RFA Portal

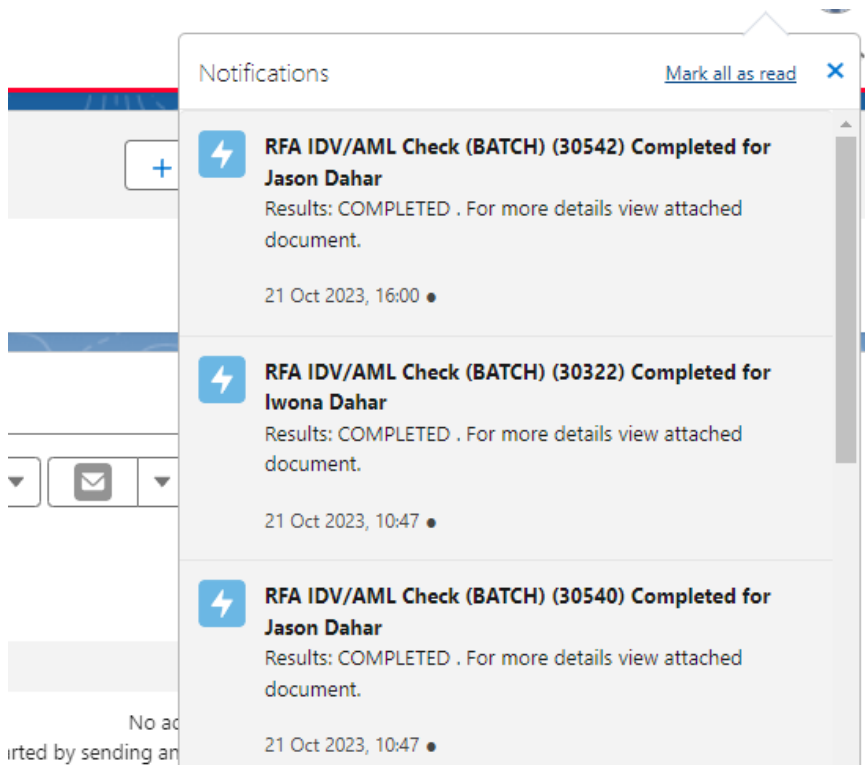
Direct URL link to the Red Flag Alert Portal.

Button: Close

Close the app.

NOTIFICATIONS

You will receive a notification when a check has been successfully completed.



TECHNICAL DETAILS

Contact/Account Custom Fields

- rfa_aml_housenumber
- rfa_aml_message
- rfa_aml_middlename
- rfa_aml_reference
- rfa_aml_requestid
- rfa_aml_results
- rfa_aml_sex
- rfa_aml_status
- rfa_aml_type
- rfa_aml_update_date
- rfa_aml_useremail
- rfa_aml_username

Apex Classes

- RFA_AML_batch_schedule
- RFA_AML_batch_scheduler_start
- RFA_AML_scheduler
- RFA_AML_Test_Classes

APEX JOBS: IDV & AML Scheduler – Schedule Job “RFA IDV & AML Scheduler Contacts (Every Hour)” and “RFA IDV & AML Scheduler Accounts (Every Hour)”.

This process will review all outstanding IDV and AML checks, updating their status and results. Once a check is completed, you will receive a notification, and the check report will be attached to the contact/account record.

Custom Notification Type

- RFA_AML_IDVAML

Content Security Policy Trusted Sites

- RFA_AML_Google_Functions

Remote Site Settings

- RFA_AML_Google_Functions – Red Flag Alert Server
- RFA_AML_pdf_locations – Location of check reports (PDFs)